

Installation Manual for Sound Line

SL-SW10.D4

10 Inch Dual Voice Coil Subwoofer

Part Nr. 280101

**Please read installation manual carefully before beginning
installation!**



Rainbow Audio GmbH - Bernbrunnerstr. 54 - 74831 Gundelsheim

www.rainbow-audio.de

info@rainbow-audio.de

Dear Music Lover,

We congratulate you on your purchase of our superior product and thank you for placing your trust in rainbow. With over 30 years of engineering expertise in car audio speakers and belief in Golden Spiral for product design, rainbow has created a wide range of products that reproduce life-like sound with all the details and emotions you can hope for. Rainbow guarantees outstanding quality and we wish you many pleasant hours enjoying your favorite music with our high-performance products. We have put together this installation manual with great consideration of different mechanical and acoustical features to help you better understand and operate rainbow products. And we'd love to hear your questions, feedback and improvement suggestions via email info@rainbow-audio.de.

Best wishes,

Your Rainbow Team

Safety Instruction

Attention

Please read all warnings found in this manual. This information is included and highlighted to inform you of the potential risks of personal injury or damage to property.

Our products are intended for those who want to upgrade their car audio systems and enjoy unbeatable sound performance in cars. The relevant safety regulations regarding related auto parts, the regulations of internal vehicle safety, as well as the regulations of the authorized vehicle manufacturers should be followed diligently.

Hearing Damage

Continuous exposure to sound pressure levels over 85 dB may cause permanent hearing loss. High-powered auto sound system could produce sound pressure levels over 130 dB, which may cause damage to hearing. Use common sense and avoid such risks.

Volume and Driver Awareness

Use of audio components can impair your ability to hear necessary traffic sounds and may constitute a safety hazard while driving your automobile.

Rainbow accepts no liability for hearing loss, bodily injury or property damage as a result of use or misuse of this product.

Installation Notice

Do not use your automobile until the subwoofer has been secured to the interior framework. Failure to do so may turn a component into a dangerous, flying projectile during a sudden stop or accident.

Do not drill or drive screw through any vehicle interior or carpeted floor before inspecting the underside for potential punctures to control lines or cables. Be sure to avoid all fuel lines, brake lines, electrical cables or oil lines when planning the installation.

We recommend disconnecting the battery before beginning installation of the loudspeaker system. Please ask your car dealer if disconnecting the battery is feasible without any problems.

Always be meticulous when removing interior trim panels. Car manufacturers use a variety of fastening devices that can be damaged in the disassembly process.

If sheet metal must be cut or removed, contact your authorized car dealer for professional advice. By damage to supporting body structures the safety certificate may be withdrawn.

Shock Hazard!

Do not touch the connectors while the system is running.

Mechanical Installation

Choosing a location

The first step of a favorable installation is to select the best mounting location for the subwoofer. This subwoofer is normally installed inside the trunk.

Warranty

All rainbow products come with a year's warranty on all parts, starting from the date of purchase from the authorized retailer. Only the first buyer is entitled to this warranty policy, which would be invalid in case of products being transferred.

The warranty covers all material and manufacturing defects, however it does not cover mechanical defects, defects caused by electrical overload and foreign interference by unauthorized people.

Mechanical Defects

Defects resulting from damage to components during installation, dirt or metal shavings in the open magnetic system, and inappropriate installation by using devices not conforming to the intended range of application.

Electrical Defects

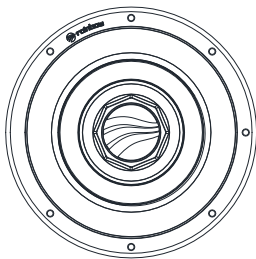
Damage resulting from electrical and thermal overload and/or inadmissibly high power supply, and clipping distortion.

Electromechanical Defects


Damage resulting from running the loudspeaker system at an excessively high volume or in an improper enclosure like trunk and the results caused thereof, such as burned voice coils, broken lead wires and accidents, acts of God or other situations for which rainbow can not be held accountable. In particular, normal wear and tear is not covered by warranty.

This document is protected by copyright. It can not be, in whole or in part, duplicated, printed, transmitted or otherwise exploited in any manner without written permission of Rainbow Audio GmbH, Germany. Rainbow reserves the right to modify or improve the desired products without prior notice. All rights reserved.

WHAT'S IN THE BOX



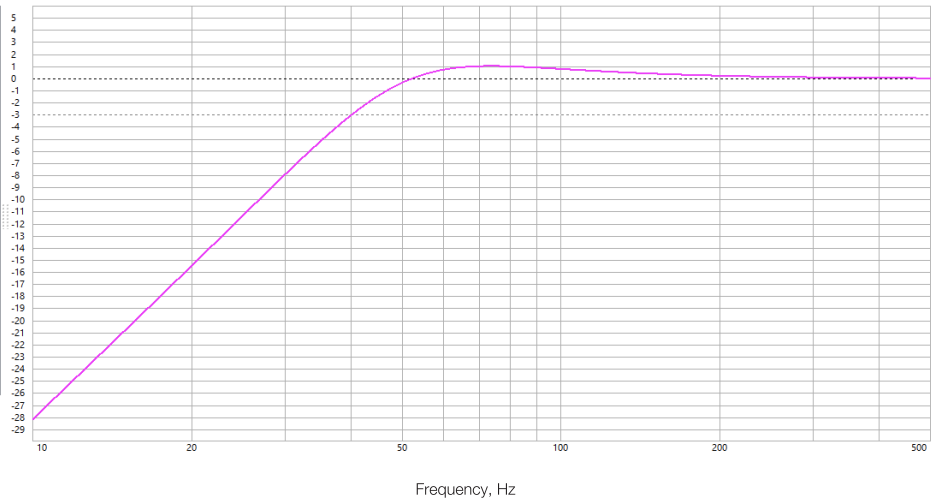
x1



x1

TECHNICAL DATA

SL-SW10.D4	
RECOMMENDED SEALED ENCLOSURE	Volume (net int.) 1 ft³/28.3 liter



TECHNICAL SPECIFICATIONS

T/S Parameters	
Cone	aluminum
Sensitivity	85 dB/W/m
Nominal power	200 W
Peak power	400 W
Impedance	4+4 Ω
Re	3.4+3.4 Ω
Fs	37Hz
Fr	37Hz - 1kHz
Qms	5.8
Qes	0.8
Qts	0.7
Mms	141.2 g
Cms	125.8 μ M/N
Sd	33 cm ²
Vas	19.4 L
BL	8.2 Tm
Magnet Dimension	156*60*40 mm
Voice Coil Diameter	49.55 mm
Voice Coil Height	39 mm
Weight	7500 g

亲爱的音乐爱好者：

祝贺您购买了我们的优质产品，感谢您对彩虹的信任。彩虹拥有超过30年的汽车音响产品开发技术和生产经验，并遵循拥有两千多年历史的黄金分割率，制造出富有音乐感、声音自然动听的音响器材。彩虹汽车音响音质卓越，性能优良，让您尽情享受音乐之美。我们结合了不同的机械和汽车声学特点编写了这本安装手册，帮助您更好地了解和使用彩虹产品。如您有任何疑问、反馈和改善建议，请发邮件至info@rainbow-audio.de，我们将不胜感激。

最美好的祝愿

彩虹团队

安全指南

注意

请仔细阅读用户手册中的警示，我们在此注明并强调这些信息是为提醒您免受潜在的人身伤害或设备损坏。

如您想要升级汽车音响系统、乐享旅程，彩虹产品一定是您的不二之选。汽车零部件相关安全守则，车内安全守则和授权汽车生产商相关守则都须严格遵守。

听力损害

长时间聆听高于85分贝音量的声音可能会造成永久性听觉损失。而大功率音响系统产生的声音高于130分贝，可能会损伤听力。请合理调节系统音量及聆听时间，避免以上风险。

音量和安全驾驶

驾驶时，使用音响系统可能会让你听不清周围的交通声，进而引发交通事故。

彩虹对因产品使用不当引起的听力损伤、身体伤害或产品性能损坏概不负责。

安装须知

低音炮未在车内固定好之前，不要驾驶汽车。否则，在急刹车或汽车事故时，扬声器元件可能成为危险的抛射物。

在车内或者铺有地毯的底板上钻孔、打钉之前一定要检查底部，以免损坏控制线。布置安装时，确保一定要避开刹车线、电线、油管。

建议在开始安装扬声器系统之前取下汽车蓄电池。请咨询您的汽车经销商这样操作是否可行，不会引发任何问题。

拆卸内饰板时须格外小心。汽车生产商使用的多种紧固装置都可能在拆卸过程中被损坏。

如需切割或拆卸金属板，请联系授权汽车经销商，获取专业建议。支撑结构损坏，可能会导致安全证书被撤回。

触电危险！

音响系统运行时，不要触摸接线端口。

机械安装

选择安装位置

成功安装的第一步要为低音炮选择一个最佳安装位置，这款低音炮一般情况下会安装在后备箱内。

质保

彩虹承诺为所有产品提供 1 年的法定质保期，确保所有部件在保修期内良好运行。保修期从授权经销商处购买产品之日开始计算。只有一手客户享受质保政策，保修权不可转让。

保修对象涵盖材料及生产缺陷。而机械损坏、电压过载引起的损坏、非授权人员对产品维修或拆卸造成的故障损坏皆不属于保修范围。

机械损坏

安装过程中损坏零部件、灰尘或金属碎屑落入开放式磁缝中、以及安装时使用了与产品特性不匹配的设备造成的损坏。

电器损坏

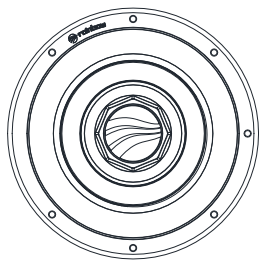
因电压过载、热过载、过大的功率输出和放大器削波失真造成的损坏。

机电损坏


因音响系统音量过大或箱体体积不适宜（如尾箱用作箱体）引起的音圈烧毁、导线断裂，或车祸、不可抗力等事故引起的产品及零部件损坏。尤其注意，正常的磨损不属于保修范围。

本文档受版权保护。未经彩虹公司事先书面许可，禁止以任何形式复制、打印、转发或利用部分或全部内容。彩虹公司保留修改或改进产品的权利，恕不另行通知。版权所有，翻版必究。

包装内容



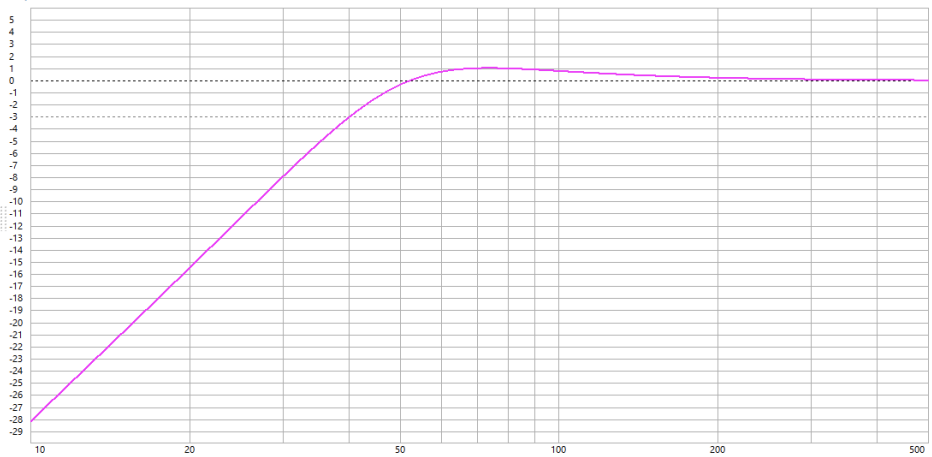
x1



x1

技术资料

SL-SW10.D4	
建议密封式箱体	容积 1立方英尺/28.3升



频率, Hz

技术资料

技术参数	
振膜	铝膜
灵敏度	85 dB/W/m
额定功率	200 W
峰值功率	400 W
标称阻抗	4+4 Ω
直流阻抗	3.4+3.4 Ω
谐振频率	37Hz
频率响应	37Hz - 1kHz
机械品质因数	5.8
电品质因数	0.8
总品质因数	0.7
振动质量	141.2 g
力顺	125.8 u M/N
振动面积	33 cm²
等效容积	19.4 L
磁力	8.2 Tm
磁铁尺寸	156*60*40 mm
音圈直径	49.55 mm
音圈高度	39 mm
重量	7500 g

